

NOZZLE SELECTION GUIDE

3 SIMPLE STEPS to complete **YOUR SPRAYER**

1 CHOOSE SYSTEMIC OR CONTACT NOZZLES

2 FIND THE NOZZLE THAT FITS YOUR APPLICATION

- herbicides • fungicides • insecticides •
- liquid fertilizer • drift •

3 ORDER THE CORRECT CAP AND GASKET FOR YOUR NOZZLE



REMEMBER TO FILL ALL THREE NOZZLES

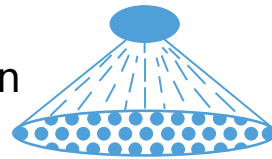
on your turret to complete a variety of applications.

	CAP	GASKET
Systemic Nozzles	95-9186	40998
Contact Nozzles	94-8720	40998

1 SYSTEMIC NOZZLES

OPEN BOOM

Systemic nozzles provide excellent spray distribution through a wide angle, flat spray pattern. It's larger droplets provide for less drift.

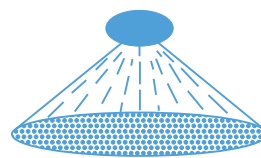


	EXCELLENT	VERY GOOD	GOOD
Herbicides			
Soil Incorporated	•		
Pre-Emergence	•		
Post-Emergence		•	
Fungicides		•	
Insecticides		•	
Liquid Fertilizer	•		
Drift	•		

CONTACT NOZZLES

ANY BOOM

Contact nozzles provide a varying spray distribution depending on pressure. Its variability allows for better coverage at higher pressures and less drift at lower pressures.



	EXCELLENT	VERY GOOD	GOOD
Herbicides			
Soil Incorporated			
Pre-Emergence			
Post-Emergence	(contact/high pressure)		(systemic/low pressure)
Fungicides	(contact/high pressure)		(systemic/low pressure)
Insecticides	(contact/high pressure)		(systemic/low pressure)
Liquid Fertilizer		(systemic/low pressure)	
Drift			(contact/high pressure)

2 SYSTEMIC NOZZLES - LITERS PER HECTARE (50 CM NOZZLE SPACING)

Toro Part Number	Nozzle Description & Color Code	Pressure (BAR) (100xkPa)	Capacity 1 Nozzle (LPM)	First Gear			Second Gear Speed (KmPH)			Third Gear	
				4.02	4.83	5.63	6.44	7.24	8.05	8.85	9.65
95-9221	1/2 Thread, .2 GPM, Yellow	1.72	0.61	181	150	129	113	100	90	82	75
		2.07	0.64	192	160	137	120	107	96	87	80
		2.76	0.76	226	188	161	141	125	113	103	94
		3.45	0.83	249	207	177	155	138	124	113	104
		4.13	0.91	271	226	194	169	151	135	123	113
95-9222	1/4 Thread, .4 GPM, Red	1.72	1.21	362	301	258	226	201	181	164	151
		2.07	1.32	395	329	282	247	220	197	180	165
		2.76	1.51	452	376	323	282	251	226	205	188
		3.45	1.70	508	423	363	317	282	254	231	212
		4.13	1.85	554	461	395	346	307	276	251	231
95-9223	1/4 Thread, .5 GPM, Brown	1.72	1.51	452	376	323	282	251	226	205	188
		2.07	1.63	486	404	347	303	270	243	221	202
		2.76	1.89	565	470	403	353	314	282	257	235
		3.45	2.12	633	527	452	395	351	316	287	264
		4.13	2.31	689	574	492	430	383	344	313	287
95-9224	1/4 Thread, .6 GPM, Gray	1.72	1.78	531	442	379	331	295	265	241	221
		2.07	1.97	588	489	420	367	326	293	267	245
		2.76	2.27	678	564	484	423	376	339	308	282
		3.45	2.54	757	630	541	473	420	378	344	315
		4.13	2.76	825	686	589	515	458	412	375	344
95-9225	1/4 Thread, .8 GPM, White	1.72	3.10	926	771	662	578	514	463	421	386
		2.07	2.38	712	592	508	444	395	355	323	297
		2.76	3.03	904	752	645	564	502	451	411	377
		3.45	3.37	1006	837	718	628	558	502	457	419
		4.13	3.71	1107	922	791	691	615	553	503	461
95-9188	1/4 Thread, 1.0 GPM, Light Blue	1.72	4.16	1243	1034	887	776	690	621	565	518
		2.07	2.99	893	743	637	557	496	446	405	372
		2.76	3.29	983	818	702	614	546	491	447	409
		3.45	3.79	1130	940	807	705	627	564	513	471
		4.13	4.24	1265	1053	904	790	703	632	575	527
95-9226	1/4 Thread, 1.5 GPM, Light Green	1.72	4.62	1378	1147	984	860	765	688	626	574
		2.07	5.19	1548	1288	1105	966	859	773	703	645
		2.76	4.50	1345	1119	960	839	747	671	611	560
		3.45	4.92	1469	1222	1049	917	816	733	667	612
		4.13	5.68	1695	1411	1210	1058	941	846	770	706

CONTACT NOZZLES - LITERS PER HECTARE (50 CM NOZZLE SPACING)

Toro Part Number	Nozzle Number & Color Code	Pressure (BAR) (100xkPa)	Capacity 1 Nozzle (LPM)	First Gear			Second Gear Speed (KmPH)			Third Gear	
				4.02	4.83	5.63	6.44	7.24	8.05	8.85	9.65
94-8714	Extended Range, 110 degrees, .4 GPM, Red	1.38	1.06	316	263	226	197	176	158	144	132
		2.07	1.32	395	329	282	247	220	197	180	165
		2.76	1.51	452	376	323	282	251	226	205	188
		3.45	1.70	508	423	363	317	282	254	231	212
		4.13	1.85	554	461	395	346	307	276	251	231
94-8715	Extended Range, 110 degrees, .5 GPM, Brown	1.38	1.32	395	329	282	247	220	197	180	165
		2.07	1.63	486	404	347	303	270	243	221	202
		2.76	1.89	565	470	403	353	314	282	257	235
		3.45	2.12	633	527	452	395	351	316	287	264
		4.13	2.31	689	574	492	430	383	344	313	287
94-8716	Extended Range, 110 degrees, .6 GPM, Gray	1.38	1.59	475	395	339	296	263	237	216	198
		2.07	1.97	588	489	420	367	326	293	267	245
		2.76	2.27	678	564	484	423	376	339	308	282
		3.45	2.54	757	630	541	473	420	378	344	315
		4.13	2.76	825	686	589	515	458	412	375	344
94-8717	Extended Range, 110 degrees, .8 GPM, White	1.38	2.16	644	536	460	402	358	322	293	268
		2.07	2.61	780	649	557	487	433	389	354	325
		2.76	3.03	904	752	645	564	502	451	411	377
		3.45	3.37	1006	837	718	628	558	502	457	419
		4.13	3.71	1107	922	791	691	615	553	503	461
94-8718	Extended Range, 110 degrees, 1.0 GPM, Stainless	1.38	2.69	802	668	573	501	445	401	364	334
		2.07	3.29	983	818	702	614	546	491	447	409
		2.76	3.79	1130	940	807	705	627	564	513	471
		3.45	4.24	1265	1053	904	790	703	632	575	527
		4.13	4.62	1378	1147	984	860	765	688	626	574
94-8719	Extended Range, 110 degrees, 1.5 GPM, Stainless	1.38	4.01	1198	997	855	748	665	598	544	499
		2.07	4.92	1469	1222	1049	917	816	733	667	612
		2.76	5.68	1695	1411	1210	1058	941	846	770	706
		3.45	6.36	1898	1580	1355	1185	1054	948	862	791
		4.13	6.96	2079	1730	1484	1298	1154	1038	944	866

NOTE: LOWER PRESSURES PRODUCE LARGER DROPLETS AND WILL HELP REDUCE MIST UNDER THE COVERED BOOM.

TORO

Count on it.

NOZZLE SELECTION GUIDE

3 SIMPLE STEPS to complete **YOUR SPRAYER**

1 CHOOSE SYSTEMIC OR CONTACT NOZZLES

2 FIND THE NOZZLE THAT FITS YOUR APPLICATION

- herbicides • fungicides • insecticides •
- liquid fertilizer • drift •

3 ORDER THE CORRECT CAP AND GASKET FOR YOUR NOZZLE



REMEMBER TO FILL ALL THREE NOZZLES

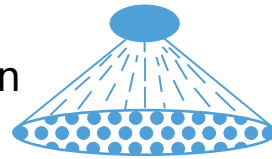
on your turret to complete a variety of applications.

	CAP	GASKET
Systemic Nozzles	95-9186	40998
Contact Nozzles	94-8720	40998

1 SYSTEMIC NOZZLES

OPEN BOOM

Systemic nozzles provide excellent spray distribution through a wide angle, flat spray pattern. It's larger droplets provide for less drift.

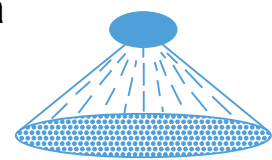


	EXCELLENT	VERY GOOD	GOOD
Herbicides			
Soil Incorporated	•		
Pre-Emergence	•		
Post-Emergence		•	
Fungicides		•	
Insecticides		•	
Liquid Fertilizer	•		
Drift	•		

CONTACT NOZZLES

ANY BOOM

Contact nozzles provide a varying spray distribution depending on pressure. Its variability allows for better coverage at higher pressures and less drift at lower pressures.



	EXCELLENT	VERY GOOD	GOOD
Herbicides			
Soil Incorporated			
Pre-Emergence			
Post-Emergence	(contact/high pressure) •		(systemic/low pressure) •
Fungicides	(contact/high pressure) •		(systemic/low pressure) •
Insecticides	(contact/high pressure) •		(systemic/low pressure) •
Liquid Fertilizer		(systemic/low pressure) •	
Drift			(contact/high pressure) •

2 SYSTEMIC NOZZLES - GALLONS PER ACRE (20 INCH NOZZLE SPACING)

Toro Part Number	Nozzle Description & Color Code	Pressure (PSI)	Capacity 1 Nozzle (GPM)	First Gear			Second Gear Speed (MPH)			Third Gear	
				2.5	3	3.5	4	4.5	5	5.5	6
95-9221	1/2 Thread, .2 GPM, Yellow	25	0.16	19.0	15.8	13.6	11.9	10.6	9.5	8.6	7.9
		30	0.17	20.2	16.8	14.4	12.6	11.2	10.1	9.2	8.4
		40	0.20	23.8	19.8	17.0	14.9	13.2	11.9	10.8	9.9
		50	0.22	26.1	21.8	18.7	16.3	14.5	13.1	11.9	10.9
		60	0.24	28.5	23.8	20.4	17.8	15.8	14.3	13.0	11.9
95-9222	1/4 Thread, .4 GPM, Red	25	0.32	38.0	31.7	27.2	23.8	21.1	19.0	17.3	15.8
		30	0.35	41.6	34.7	29.7	26.0	23.1	20.8	18.9	17.3
		40	0.40	47.5	39.6	33.9	29.7	26.4	23.8	21.6	19.8
		50	0.45	53.5	44.6	38.2	33.4	29.7	26.7	24.3	22.3
		60	0.49	58.2	48.5	41.6	36.4	32.3	29.1	26.5	24.3
95-9223	1/4 Thread, .5 GPM, Brown	25	0.40	47.5	39.6	33.9	29.7	26.4	23.8	21.6	19.8
		30	0.43	51.1	42.6	36.5	31.9	28.4	25.5	23.2	21.3
		40	0.50	59.4	49.5	42.4	37.1	33.0	29.7	27.0	24.8
		50	0.56	66.5	55.4	47.5	41.6	37.0	33.3	30.2	27.7
		60	0.61	72.5	60.4	51.8	45.3	40.3	36.2	32.9	30.2
95-9224	1/4 Thread, .6 GPM, Gray	25	0.47	55.8	46.5	39.9	34.9	31.0	27.9	25.4	23.3
		30	0.52	61.8	51.5	44.1	38.6	34.3	30.9	28.1	25.7
		40	0.60	71.3	59.4	50.9	44.6	39.6	35.6	32.4	29.7
		50	0.67	79.6	66.3	56.9	49.7	44.2	39.8	36.2	33.2
		60	0.73	86.7	72.3	61.9	54.2	48.2	43.4	39.4	36.1
95-9225	1/4 Thread, .8 GPM, White	25	0.63	74.8	62.4	53.5	46.8	41.6	37.4	34.0	31.2
		30	0.69	82.0	68.3	58.6	51.2	45.5	41.0	37.3	34.2
		40	0.80	95.0	79.2	67.9	59.4	52.8	47.5	43.2	39.6
		50	0.89	105.7	88.1	75.5	66.1	58.7	52.9	48.1	44.1
		60	0.98	116.4	97.0	83.2	72.8	64.7	58.2	52.9	48.5
95-9188	1/4 Thread, 1.0 GPM, Light Blue	25	0.79	93.9	78.2	67.0	58.7	52.1	46.9	42.7	39.1
		30	0.87	103.4	86.1	73.8	64.6	57.4	51.7	47.0	43.1
		40	1.00	118.8	99.0	84.9	74.3	66.0	59.4	54.0	49.5
		50	1.12	133.1	110.9	95.0	83.2	73.9	66.5	60.5	55.4
		60	1.22	144.9	120.8	103.5	90.6	80.5	72.5	65.9	60.4
95-9226	1/4 Thread, 1.5 GPM, Light Green	25	1.19	141.4	117.8	101.0	88.4	78.5	70.7	64.3	58.9
		30	1.30	154.4	128.7	110.3	96.5	85.8	77.2	70.2	64.4
		40	1.50	178.2	148.5	127.3	111.4	99.0	89.1	81.0	74.3
		50	1.68	199.6	166.3	142.6	124.7	110.9	99.8	90.7	83.2
		60	1.84	218.6	182.2	156.1	136.6	121.4	109.3	99.4	91.1
		75	2.05	243.5	203.0	174.0	152.2	135.3	121.8	110.7	101.5

CONTACT NOZZLES - GALLONS PER ACRE (20 INCH NOZZLE SPACING)

Toro Part Number	Nozzle Number & Color Code	Pressure (PSI)	Capacity 1 Nozzle (GPM)	First Gear			Second Gear Speed (KMPH)			Third Gear	
				2.5	3	3.5	4	4.5	5	5.5	6
94-8714	Extended Range, 110 degrees, .4 GPM, Red	20	0.28	33.3	27.7	23.8	20.8	18.5	16.6	15.1	13.9
		30	0.35	41.6	34.7	29.7	26.0	23.1	20.8	18.9	17.3
		40	0.40	47.5	39.6	33.9	29.7	26.4	23.8	21.6	19.8
		50	0.45	53.5	44.6	38.2	33.4	29.7	26.7	24.3	22.3
		60	0.49	58.2	48.5	41.6	36.4	32.3	29.1	26.5	24.3
94-8715	Extended Range, 110 degrees, .5 GPM, Brown	20	0.35	41.6	34.7	29.7	26.0	23.1	20.8	18.9	17.3
		30	0.43	51.1	42.6	36.5	31.9	28.4	25.5	23.2	21.3
		40	0.50	59.4	49.5	42.4	37.1	33.0	29.7	27.0	24.8
		50	0.56	66.5	55.4	47.5	41.6	37.0	33.3	30.2	27.7
		60	0.61	72.5	60.4	51.8	45.3	40.3	36.2	32.9	30.2
94-8716	Extended Range, 110 degrees, .6 GPM, Gray	20	0.42	49.9	41.6	35.6	31.2	27.7	24.9	22.7	20.8
		30	0.52	61.8	51.5	44.1	38.6	34.3	30.9	28.1	25.7
		40	0.60	71.3	59.4	50.9	44.6	39.6	35.6	32.4	29.7
		50	0.67	79.6	66.3	56.9	49.7	44.2	39.8	36.2	33.2
		60	0.73	86.7	72.3	61.9	54.2	48.2	43.4	39.4	36.1
94-8717	Extended Range, 110 degrees, .8 GPM, White	20	0.57	67.7	56.4	48.4	42.3	37.6	33.9	30.8	28.2
		30	0.69	82.0	68.3	58.6	51.2	45.5	41.0	37.3	34.2
		40	0.80	95.0	79.2	67.9	59.4	52.8	47.5	43.2	39.6
		50	0.89	105.7	88.1	75.5	66.1	58.7	52.9	48.1	44.1
		60	0.98	116.4	97.0	83.2	72.8	64.7	58.2	52.9	48.5
94-8718	Extended Range, 110 degrees, 1.0 GPM, Stainless	20	0.71	84.3	70.3	60.2	52.7	46.9	42.2	38.3	35.1
		30	0.87	103.4	86.1	73.8	64.6	57.4	51.7	47.0	43.1
		40	1.00	118.8	99.0	84.9	74.3	66.0	59.4	54.0	49.5
		50	1.12	133.1	110.9	95.0	83.2	73.9	66.5	60.5	55.4
		60	1.22	144.9	120.8	103.5	90.6	80.5	72.5	65.9	60.4
94-8719	Extended Range, 110 degrees, 1.5 GPM, Stainless	20	1.06	125.9	104.9	89.9	78.7	70.0	63.0	57.2	52.5
		30	1.30	154.4	128.7	110.3	96.5	85.8	77.2	70.2	64.4
		40	1.50	178.2	148.5	127.3	111.4	99.0	89.1	81.0	74.3
		50	1.68	199.6	166.3	142.6	124.7	110.9	99.8	90.7	83.2
		60	1.84	218.6	182.2	156.1	136.6	121.4	109.3	99.4	91.1

NOTE: LOWER PRESSURES PRODUCE LARGER DROPLETS AND WILL HELP REDUCE MIST UNDER THE COVERED BOOM.

NOZZLE SELECTION GUIDE

3 SIMPLE STEPS to complete **YOUR SPRAYER**

1 CHOOSE SYSTEMIC OR CONTACT NOZZLES

2 FIND THE NOZZLE THAT FITS YOUR APPLICATION

- herbicides • fungicides • insecticides •
- liquid fertilizer • drift •

3 ORDER THE CORRECT CAP AND GASKET FOR YOUR NOZZLE



REMEMBER TO FILL ALL THREE NOZZLES

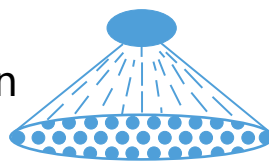
on your turret to complete a variety of applications.

	CAP	GASKET
Systemic Nozzles	95-9186	40998
Contact Nozzles	94-8720	40998

1 SYSTEMIC NOZZLES

OPEN BOOM

Systemic nozzles provide excellent spray distribution through a wide angle, flat spray pattern. It's larger droplets provide for less drift.

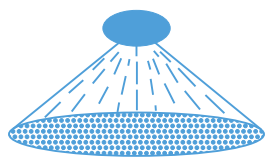


	EXCELLENT	VERY GOOD	GOOD
Herbicides			
Soil Incorporated	•		
Pre-Emergence	•		
Post-Emergence		•	
Fungicides		•	
Insecticides		•	
Liquid Fertilizer	•		
Drift	•		

CONTACT NOZZLES

ANY BOOM

Contact nozzles provide a varying spray distribution depending on pressure. Its variability allows for better coverage at higher pressures and less drift at lower pressures.



	EXCELLENT	VERY GOOD	GOOD
Herbicides			
Soil Incorporated			
Pre-Emergence			
Post-Emergence	(contact/high pressure)		(systemic/low pressure)
Fungicides	(contact/high pressure)		(systemic/low pressure)
Insecticides	(contact/high pressure)		(systemic/low pressure)
Liquid Fertilizer		(systemic/low pressure)	
Drift			(contact/high pressure)

2 SYSTEMIC NOZZLES - GALLONS PER 1000 SQ FT (20 INCH NOZZLE SPACING)

Toro Part Number	Nozzle Description & Color Code	Pressure (PSI)	Capacity 1 Nozzle (GPM)	First Gear			Second Gear Speed (MPH)			Third Gear	
				2.5	3	3.5	4	4.5	5	5.5	6
95-9221	1/2 Thread, .2 GPM, Yellow	25	0.16	0.44	0.36	0.31	0.27	0.24	0.22	0.20	0.18
		30	0.17	0.46	0.39	0.33	0.29	0.26	0.23	0.21	0.19
		40	0.20	0.54	0.45	0.39	0.34	0.30	0.27	0.25	0.23
		50	0.22	0.60	0.50	0.43	0.37	0.33	0.30	0.27	0.25
		60	0.24	0.65	0.54	0.47	0.41	0.36	0.33	0.30	0.27
95-9222	1/4 Thread, .4 GPM, Red	25	0.32	0.87	0.73	0.62	0.54	0.48	0.44	0.40	0.36
		30	0.35	0.95	0.79	0.68	0.60	0.53	0.48	0.43	0.40
		40	0.40	1.09	0.91	0.78	0.68	0.60	0.54	0.49	0.45
		50	0.45	1.22	1.02	0.87	0.77	0.68	0.61	0.56	0.51
		60	0.49	1.33	1.11	0.95	0.83	0.74	0.67	0.61	0.56
95-9223	1/4 Thread, .5 GPM, Brown	25	0.40	1.09	0.91	0.78	0.68	0.60	0.54	0.49	0.45
		30	0.43	1.17	0.97	0.84	0.73	0.65	0.58	0.53	0.49
		40	0.50	1.36	1.13	0.97	0.85	0.76	0.68	0.62	0.57
		50	0.56	1.52	1.27	1.09	0.95	0.85	0.76	0.69	0.63
		60	0.61	1.66	1.38	1.19	1.04	0.92	0.83	0.75	0.69
95-9224	1/4 Thread, .6 GPM, Gray	25	0.47	1.28	1.07	0.91	0.80	0.71	0.64	0.58	0.53
		30	0.52	1.41	1.18	1.01	0.88	0.79	0.71	0.64	0.59
		40	0.60	1.63	1.36	1.17	1.02	0.91	0.82	0.74	0.68
		50	0.67	1.82	1.52	1.30	1.14	1.01	0.91	0.83	0.76
		60	0.73	1.99	1.65	1.42	1.24	1.10	0.99	0.90	0.83
95-9225	1/4 Thread, .8 GPM, White	25	0.63	1.71	1.43	1.22	1.07	0.95	0.86	0.78	0.71
		30	0.69	1.88	1.56	1.34	1.17	1.04	0.94	0.85	0.78
		40	0.80	2.18	1.81	1.55	1.36	1.21	1.09	0.99	0.91
		50	0.89	2.42	2.02	1.73	1.51	1.34	1.21	1.10	1.01
		60	0.98	2.67	2.22	1.90	1.67	1.48	1.33	1.21	1.11
95-9188	1/4 Thread, 1.0 GPM, Light Blue	25	0.79	2.15	1.79	1.53	1.34	1.19	1.07	0.98	0.90
		30	0.87	2.37	1.97	1.69	1.48	1.31	1.18	1.08	0.99
		40	1.00	2.72	2.27	1.94	1.70	1.51	1.36	1.24	1.13
		50	1.12	3.05	2.54	2.18	1.90	1.69	1.52	1.38	1.27
		60	1.22	3.32	2.77	2.37	2.07	1.84	1.66	1.51	1.38
95-9226	1/4 Thread, 1.5 GPM, Light Green	25	1.19	3.24	2.70	2.31	2.02	1.80	1.62	1.47	1.35
		30	1.30	3.54	2.95	2.53	2.21	1.96	1.77	1.61	1.47
		40	1.50	4.08	3.40	2.91	2.55	2.27	2.04	1.85	1.70
		50	1.68	4.57	3.81	3.26	2.86	2.54	2.28	2.08	1.90
		60	1.84	5.00	4.17	3.57	3.13	2.78	2.50	2.27	2.09
75	2.05	5.58	4.65	3.98	3.49	3.10	2.79	2.53	2.32		

CONTACT NOZZLES - GALLONS PER 1000 SQ FT (20 INCH NOZZLE SPACING)

Toro Part Number	Nozzle Number & Color Code	Pressure (PSI)	Capacity 1 Nozzle (GPM)	First Gear			Second Gear Speed (KMPH)			Third Gear	
				2.5	3	3.5	4	4.5	5	5.5	6
94-8714	Extended Range, 110 degrees, .4 GPM, Red	20	0.28	0.76	0.63	0.54	0.48	0.42	0.38	0.35	0.32
		30	0.35	0.95	0.79	0.68	0.60	0.53	0.48	0.43	0.40
		40	0.40	1.09	0.91	0.78	0.68	0.60	0.54	0.49	0.45
		50	0.45	1.22	1.02	0.87	0.77	0.68	0.61	0.56	0.51
		60	0.49	1.33	1.11	0.95	0.83	0.74	0.67	0.61	0.56
94-8715	Extended Range, 110 degrees, .5 GPM, Brown	20	0.35	0.95	0.79	0.68	0.60	0.53	0.48	0.43	0.40
		30	0.43	1.17	0.97	0.84	0.73	0.65	0.58	0.53	0.49
		40	0.50	1.36	1.13	0.97	0.85	0.76	0.68	0.62	0.57
		50	0.56	1.52	1.27	1.09	0.95	0.85	0.76	0.69	0.63
		60	0.61	1.66	1.38	1.19	1.04	0.92	0.83	0.75	0.69
94-8716	Extended Range, 110 degrees, .6 GPM, Gray	20	0.42	1.14	0.95	0.82	0.71	0.63	0.57	0.52	0.48
		30	0.52	1.41	1.18	1.01	0.88	0.79	0.71	0.64	0.59
		40	0.60	1.63	1.36	1.17	1.02	0.91	0.82	0.74	0.68
		50	0.67	1.82	1.52	1.30	1.14	1.01	0.91	0.83	0.76
		60	0.73	1.99	1.65	1.42	1.24	1.10	0.99	0.90	0.83
94-8717	Extended Range, 110 degrees, .8 GPM, White	20	0.57	1.55	1.29	1.11	0.97	0.86	0.78	0.70	0.65
		30	0.69	1.88	1.56	1.34	1.17	1.04	0.94	0.85	0.78
		40	0.80	2.18	1.81	1.55	1.36	1.21	1.09	0.99	0.91
		50	0.89	2.42	2.02	1.73	1.51	1.34	1.21	1.10	1.01
		60	0.98	2.67	2.22	1.90	1.67	1.48	1.33	1.21	1.11
94-8718	Extended Range, 110 degrees, 1.0 GPM, Stainless	20	0.71	1.93	1.61	1.38	1.21	1.07	0.97	0.88	0.80
		30	0.87	2.37	1.97	1.69	1.48	1.31	1.18	1.08	0.99
		40	1.00	2.72	2.27	1.94	1.70	1.51	1.36	1.24	1.13
		50	1.12	3.05	2.54	2.18	1.90	1.69	1.52	1.38	1.27
		60	1.22	3.32	2.77	2.37	2.07	1.84	1.66	1.51	1.38
94-8719	Extended Range, 110 degrees, 1.5 GPM, Stainless	20	1.06	2.88	2.40	2.06	1.80	1.60	1.44	1.31	1.20
		30	1.30	3.54	2.95	2.53	2.21	1.96	1.77	1.61	1.47
		40	1.50	4.08	3.40	2.91	2.55	2.27	2.04	1.85	1.70
		50	1.68	4.57	3.81	3.26	2.86	2.54	2.28	2.08	1.90
		60	1.84	5.00	4.17	3.57	3.13	2.78	2.50	2.27	2.09

NOTE: LOWER PRESSURES PRODUCE LARGER DROPLETS AND WILL HELP REDUCE MIST UNDER THE COVERED BOOM.